



# Town of Chino Valley

## MEETING NOTICE TOWN COUNCIL

**SPECIAL MEETING  
WEDNESDAY, AUGUST 17, 2022  
12:00 P.M.**

**Council Chambers  
202 N. State Route 89  
Chino Valley, Arizona**

### AGENDA

- 1) **CALL TO ORDER; ROLL CALL**
- 2) **p.3** Consideration and possible action to adopt Resolution No. 2022-1219, declaring and adopting the results of the 2022 Primary Election held on August 2, 2022. (Erin Deskins, Town Clerk)  
  
**Recommended Action:** Adopt Resolution No. 2022-1219, declaring and adopting the results of the 2022 Primary Election held on August 2, 2022.
- 3) **ADJOURNMENT**

Dated this 15th day of August, 2022.

By: *Erin N. Deskins, Town Clerk*

The Town of Chino Valley endeavors to make all public meetings accessible to persons with disabilities. Please call 636-2646 (voice) or 711 (Telecommunications Arizona Relay Service) 48 hours prior to the meeting to request reasonable accommodation to participate in this meeting.

Supporting documentation and staff reports furnished to the Council with this agenda are available for review on the Town website at <http://www.chinoaz.net/agendacenter> and in the Public Library and Town Clerk’s Office.

Council meetings are live-streamed on Town of Chino Valley Facebook page, and Zoom.

Click to join webinar: <https://us02web.zoom.us/j/89758538423>  
One tap mobile : US: +16694449171,,89758538423# or +16699009128,,89758538423#  
Telephone: 1-888-788-0099 (Toll Free) or 1-877-853-5247 (Toll Free)  
Webinar ID: 897 5853 8423

CERTIFICATION OF POSTING

The undersigned hereby certifies that a copy of this notice was duly posted at Chino Valley South Campus, Chino Valley Post Office, and Chino Valley North Campus in accordance with the statement filed by the Town Council with the Town Clerk.

Date: \_\_\_\_\_ Time: \_\_\_\_\_ By: \_\_\_\_\_  
Erin N. Deskins, Town Clerk



## TOWN OF CHINO VALLEY COUNCIL AGENDA ITEM STAFF REPORT

### Town Council Special Meeting

2)

**Meeting Date:** 08/17/2022  
**Contact Person:** Erin Deskins, Town Clerk  
 Phone: 928-636-2646 x-1208  
**Department:** Town Clerk  
**Estimated length of staff presentation:** 5 minutes  
**Physical location of item:** N/A

### Information

#### AGENDA ITEM TITLE:

Consideration and possible action to adopt Resolution No. 2022-1219, declaring and adopting the results of the 2022 Primary Election held on August 2, 2022. (Erin Deskins, Town Clerk)

#### RECOMMENDED ACTION:

Adopt Resolution No. 2022-1219, declaring and adopting the results of the 2022 Primary Election held on August 2, 2022.

#### SITUATION AND ANALYSIS:

The results of an election must be adopted by Council not less than 6 nor more than 20 days after the election (A.R.S. § 16-642(A)). Although a resolution is not required, Council has traditionally adopted one for record-keeping purposes, and it is a best practice to do so.

The Town's ballot included election of the Mayor to a two-year term, 3 Councilmembers to a four-year term, and a question submitted to the voters whether to approve a Franchise Agreement with Arizona Public Service.

Upon Council's approval of the Canvass, Staff will issue Certificates of Election to those candidates who received sufficient votes to be declared elected.

The Mayor-elect and Councilmembers-elect will take their oath of office and be seated to start their new terms on December 13, 2022.

Per attached Resolution, election results are as follows:

Mayor- Jack Miller

Councilmembers- John McCafferty, Sherri Phillips, Robert Schacherer

Franchise Agreement with APS- Approved

**RESOLUTION NO. 2022-1219****A RESOLUTION OF THE MAYOR AND COMMON COUNCIL OF THE TOWN OF CHINO VALLEY, ARIZONA, DECLARING AND ADOPTING THE RESULTS OF THE PRIMARY ELECTION HELD ON AUGUST 2, 2022.**

**WHEREAS**, the Town of Chino Valley, Arizona, held a primary election on August 2, 2022, for (i) the nomination or election of a Mayor and three Councilmembers and (ii) approval of a Utility Franchise Agreement with Arizona Public Service Company; and

**WHEREAS**, the election returns were certified by the Yavapai County Election Director and Yavapai County Recorder, a true and correct copy of which certification is attached hereto as Exhibit A, and incorporated herein by this reference; and

**WHEREAS**, the election returns have been presented to and have been canvassed by the Town Council.

**NOW, THEREFORE, BE IT RESOLVED** by the Mayor and Council of the Town of Chino Valley, Yavapai County, Arizona as follows:

SECTION 1. The recitals above are hereby incorporated as if fully set forth herein.

SECTION 2. The total number of ballots cast at said primary election, as shown by the poll lists or reported by the county, was 4,103.

SECTION 3. The number of ballots rejected was 38.

SECTION 4. The total number of votes cast at said primary election for each office and each ballot measure, as shown by the poll lists, was:

Mayor:	3,724
Councilmember:	8,094
Question 1:	3,661

SECTION 5. Candidate Election:

A. The number of votes cast for the candidates for Mayor were as follows:

<u>Name</u>	<u>Vote Total</u>
Jack Miller	2,076
Bob Campbell	1,634
Write-In	14

B. It is hereby found, determined and declared of record, that the Jack Miller did receive a majority of the total number of valid votes cast for the office of Mayor and is hereby issued a certificate of election.

C. The number of votes cast for the candidates for Councilmember, 4-year Term, were as follows:

<u>Name</u>	<u>Vote Total</u>
John Garden IV	1,459
John McCafferty	2,250
Sherri Phillips	2,007
Robert Schacherer	1,909
Robert Switzer, official write-in	430
Write-In	39

D. It is hereby found, determined, and declared of record, that the following candidates for Councilmember, 4-year term, did receive a majority of the total number of valid votes cast for that office and are hereby issued a certificate of election:

John McCafferty  
 Sherri Phillips  
 Robert Schacherer

SECTION 6. Ballot Measure Election:

A. The votes cast for Question1, approving a franchise agreement between the Town of Chino Valley and Arizona Public Service Company were as follows:

Yes	2,578
No	1,083

B. It is hereby found, determined and declared of record, that Question 1, approving a franchise agreement between the Town of Chino Valley and Arizona Public Service Company did receive a majority of the total number of valid votes cast for this item and hereby shall be presented to the Town Council for adoption.

SECTION 7. In order to comply with ARIZ. REV. STAT. § 16-642, it is necessary for this Resolution to be immediately effective. Accordingly, pursuant to Section 36.04 of the Chino Valley Town Code, this Resolution shall be in full force and effect immediately upon its adoption by 3/4 vote of all of the members of the Council.

[SIGNATURES ON FOLLOWING PAGE]

**PASSED AND ADOPTED** by the Mayor and Common Council of the Town of Chino Valley, Arizona this 17th day of August, 2022.

\_\_\_\_\_  
Jack W. Miller, Mayor

ATTEST:

\_\_\_\_\_  
Erin N. Deskins, Town Clerk

APPROVED AS TO FORM:

\_\_\_\_\_  
Andrew J. McGuire, Town Attorney  
Gust Rosenfeld, PLC

I hereby certify the above foregoing Resolution No. 2022-1219 was duly passed by the Council of the Town of Chino Valley, Arizona, at a special meeting held on August 17, 2022, and that quorum was present thereat and that the vote thereon was \_\_\_\_ ayes and \_\_\_\_ nays and \_\_\_\_ abstentions. \_\_\_\_ Council members were absent or excused.


\_\_\_\_\_  
Erin N. Deskins, Town Clerk

EXHIBIT A  
TO  
RESOLUTION NO. 2022-1219  
[Certification of Election Returns]

See following pages.

**Yavapai County  
Department of Elections**

1015 Fair Street-Room 228  
Prescott, Arizona 86305  
Phone: (928) 771-3250  
Elections@yavapaiaz.gov



**Matthew Mortellaro**  
Elections Database Programmer

---

August 12, 2022

Erin Deskins, Town Clerk  
Town of Chino Valley  
202 N. State Route 89  
Chino Valley, AZ 86323

Dear Ms. Deskins,

Enclosed please find documents and reports required for your canvass: the Certification of Election Results, Statement of Votes Cast, Summary Results Report, and Reject Report. Please let my office know by e-mail once your canvass is complete. Thank you.

Best Regards,

A handwritten signature in black ink, appearing to read "Mortellaro", is written over a light blue horizontal line.

Matthew Mortellaro  
Elections Database Programmer

---

**FOR ELECTION RESULTS VISIT OUR WEB PAGE: [www.YavapaiVotes.gov](http://www.YavapaiVotes.gov)**

**Toll Free Numbers:** Ash Fork \ Bagdad \ Seligman \ Yarnell Areas 1-800-771-2797  
Black Canyon City 602-495-8800 Cottonwood \ Camp Verde \ Sedona Areas 928-639-8100



**Michelle Burchill**  
Yavapai County Recorder

**Karen M. McCracken**  
Chief Deputy Recorder

**Deanne Petty**  
Elections Manager

**Laurin L. Custis**  
Registrar of Voters



1015 Fair Street - Room 228  
Prescott, Arizona 86305

Recorder  
928-771-3244  
[Recorder@yavapaiaz.gov](mailto:Recorder@yavapaiaz.gov)

Elections Department  
928-771-3250  
[Elections@yavapaiaz.gov](mailto:Elections@yavapaiaz.gov)

Voter Registration  
928-771-3248  
[Voter.registration@yavapaiaz.gov](mailto:Voter.registration@yavapaiaz.gov)

## CERTIFICATION OF ELECTION RESULTS

For the


### TOWN OF CHINO VALLEY PRIMARY ELECTION


AUGUST 2, 2022

### YAVAPAI COUNTY, ARIZONA

We, Michelle Burchill, Yavapai County Recorder, and Deanne Petty, Yavapai County Elections Manager, hereby certify that the attached foregoing vote results contains a full, true, and correct copy of the vote tabulations for the August 2, 2022, Town of Chino Valley Primary Election.

Dated this 12<sup>th</sup> day of August, 2022

  
Michelle Burchill, County Recorder

  
Deanne Petty, Elections Manager

Registered Voters 8,218 - Total Ballots 4,103 : 49.93%

QUESTION - CHINO VALLEY

Total Votes	3,661	
YES	2,578	70.42%
NO	1,083	29.58%

CHINO VALLEY MAYOR (2-YEAR TERM)

Vote For 1		
Total Votes	3,724	
Campbell, Bob (NP)	1,634	43.88%
Miller, Jack (NP)	2,076	55.75%
Write-In	14	0.38%

CHINO VALLEY COUNCIL MEMBER (4-YEAR TERM)

Vote For 3		
Total Votes	8,094	
Garden IV, John (NP)	1,459	18.03%
McCafferty, John (NP)	2,250	27.80%
Phillips, Sherri (NP)	2,007	24.80%
Schacherer, Robert (NP)	1,909	23.59%
Switzer, Robert (WI)	430	5.31%
Write-In	39	0.48%

Statement of Votes Cast  
 AUGUST 2, 2022  
 COUNTY OF YAVAPAI  
 STATE OF ARIZONA  
 RESULTS  
 UNOFFICIAL FINAL RESULTS

Date: 8/11/2022  
 Time: 10:19:04 AM MST  
 Page 1/3

CHINO VALLEY MAYOR (2-YEAR TERM)

Jurisdiction Wide	Reg. Voters	Total Votes	Campbell, Bob (NP)		Miller, Jack (NP)		Write-In
			Count	Percentage	Count	Percentage	
BASIN (237.00)							
Election Day	2460	230	100	43.48%	129	56.09%	1 0.43%
Early Voting	2460	894	373	41.72%	519	58.05%	2 0.22%
Provisional	2460	5	1	20.00%	4	80.00%	0 -
GRAZE (238.00)							
Election Day	5758	496	266	53.63%	229	46.17%	1 0.20%
Early Voting	5758	2090	891	42.63%	1190	56.94%	9 0.43%
Provisional	5758	9	3	33.33%	5	55.56%	1 11.11%
COYOTE (239.00)							
Election Day	0	0	0	-	0	-	0 -
Early Voting	0	0	0	-	0	-	0 -
Provisional	0	0	0	-	0	-	0 -
Total							
Election Day	8218	726	366	50.41%	358	49.31%	2 0.28%
Early Voting	8218	2984	1264	42.36%	1709	57.27%	11 0.37%
Provisional	8218	14	4	28.57%	9	64.29%	1 7.14%
Total	8218	3724	1634	43.88%	2076	55.75%	14 0.38%

Statement of Votes Cast  
 AUGUST 2, 2022  
 COUNTY OF YAVAPAI  
 STATE OF ARIZONA  
 RESULTS  
 UNOFFICIAL FINAL RESULTS

Date: 8/11/2022  
 Time: 10:19:04 AM MST  
 Page 2/3

CHINO VALLEY COUNCIL MEMBER (4-YEAR TERM)

Jurisdiction Wide	Reg. Voters	Total	Garden IV, John (NP)		McCafferty, John (NP)		Phillips, Sherri (NP)		Schacherer, Robert (NP)		Switzer, Robert (WI)		Write-In	
			Votes	John (NP)	John (NP)	(NP)	Robert (NP)	(WI)	Robert					
BASIN (237.00)														
Election Day	2460	486	73	15.02%	135	27.78%	100	20.58%	132	27.16%	43	8.85%	3	0.62%
Early Voting	2460	1970	341	17.31%	529	26.85%	531	26.95%	450	22.84%	108	5.48%	11	0.56%
Provisional	2460	9	3	33.33%	2	22.22%	2	22.22%	2	22.22%	0	-	0	-
GRAZE (238.00)														
Election Day	5758	1025	204	19.90%	282	27.51%	214	20.88%	248	24.20%	67	6.54%	10	0.98%
Early Voting	5758	4590	834	18.17%	1296	28.24%	1158	25.23%	1075	23.42%	212	4.62%	15	0.33%
Provisional	5758	14	4	28.57%	6	42.86%	2	14.29%	2	14.29%	0	-	0	-
COYOTE (239.00)														
Election Day	0	0	0	-	0	-	0	-	0	-	0	-	0	-
Early Voting	0	0	0	-	0	-	0	-	0	-	0	-	0	-
Provisional	0	0	0	-	0	-	0	-	0	-	0	-	0	-
Total														
Election Day	8218	1511	277	18.33%	417	27.60%	314	20.78%	380	25.15%	110	7.28%	13	0.86%
Early Voting	8218	6560	1175	17.91%	1825	27.82%	1689	25.75%	1525	23.25%	320	4.88%	26	0.40%
Provisional	8218	23	7	30.43%	8	34.78%	4	17.39%	4	17.39%	0	-	0	-
Total	8218	8094	1459	18.03%	2250	27.80%	2007	24.80%	1909	23.59%	430	5.31%	39	0.48%

Statement of Votes Cast  
 AUGUST 2, 2022  
 COUNTY OF YAVAPAI  
 STATE OF ARIZONA  
 RESULTS  
 UNOFFICIAL FINAL RESULTS

Date: 8/11/2022  
 Time: 10:19:04 AM MST  
 Page 3/3

QUESTION - CHINO VALLEY

Jurisdiction Wide	Reg. Voters	Total		YES	NO
		Voters	Votes		
BASIN (237.00)					
Election Day	2460	217	130	59.91%	87 40.09%
Early Voting	2460	884	641	72.51%	243 27.49%
Provisional	2460	5	2	40.00%	3 60.00%
GRAZE (238.00)					
Election Day	5758	473	276	58.35%	197 41.65%
Early Voting	5758	2073	1527	73.66%	546 26.34%
Provisional	5758	9	2	22.22%	7 77.78%
COYOTE (239.00)					
Election Day	0	0	0	-	0 -
Early Voting	0	0	0	-	0 -
Provisional	0	0	0	-	0 -
Total					
Election Day	8218	690	406	58.84%	284 41.16%
Early Voting	8218	2957	2168	73.32%	789 26.68%
Provisional	8218	14	4	28.57%	10 71.43%
Total	8218	3661	2578	70.42%	1083 29.58%



## YAVAPAI COUNTY ELECTIONS DEPARTMENT REJECTED BALLOTS REPORT

August 2, 2022

**PRIMARY ELECTION**

Precinct # & Name		PROVISIONAL	EARLY
201	EAGLE	12	12
202	COURT	-	12
203	FAIR	2	4
204	GOLF	2	3
205	MINE	3	1
206	HILL	-	-
207	MESQUITE	5	2
208	YARN	1	1
209	WICK	1	4
210	WALNUT	-	-
211	SPRINGS	-	-
212	PLEASANT	-	-
213	SKULL	-	-
214	KIRK	-	-
215	BUCK	2	8
216	CREEK	2	2
217	WIND	1	-
218	WELL	2	2
219	FORT	7	8
220	RIM	-	-
221	SALT	-	-
222	BUG	4	5
223	SUNSET	3	2
224	TOWERS	-	-
225	IRON	6	5
226	SPIRIT	-	-
227	RUBY	5	13
228	SCARLET	3	8
229	ONYX	5	6
230	AZURE	11	10
231	QUAIL	1	-
232	GHOST	2	2
233	BRIDGE	-	-
234	WATSON	-	13
235	RANCH	1	6
236	CAMP	-	1
237	BASIN	7	8
238	GRAZE	7	9
239	COYOTE	1	6
240	CARS	6	2
241	STONE	4	-
242	WATER	3	17
243	BURRO	4	12
244	BISON	7	11
245	BIGHORN	3	12
246	LASSO		
247	CHAPS		
248	SPURS		
<b>TOTALS</b>		123	207

**PROVISIONAL BALLOT  
REJECT REASONS**

- SIGNATURE DIFFERENT
- EMPTY ENVELOPE
- 18 INCOMPLETE / NOT SIGNED
- 4 ID NOT PROVIDED
- VOTED TWICE
- 93 NOT REGISTERED
- REGISTERED TOO LATE
- 5 VOTED EARLY BALLOT
- MINOR
- OUT OF JURISDICTION
- VOTED IN WRONG PRECINCT
- 3 WRONG PARTY

123 TOTAL

**EARLY BALLOT  
REJECT REASONS**

- 2 EMPTY ENVELOPE
- 112 NOT SIGNED BY VOTER
- 93 SIGNATURE DIFFERENT
- VOTED TWICE

207 TOTAL

**TOTAL REJECTED BALLOTS =** 330

Registered Voters 8,218 - Total Ballots 4,103 : 49.93%

QUESTION - CHINO VALLEY

Total Votes	3,661	
YES	2,578	70.42%
NO	1,083	29.58%

CHINO VALLEY MAYOR (2-YEAR TERM)

Vote For 1		
Total Votes	3,724	
Campbell, Bob (NP)	1,634	43.88%
Miller, Jack (NP)	2,076	55.75%
Write-In	14	0.38%

CHINO VALLEY COUNCIL MEMBER (4-YEAR TERM)

Vote For 3		
Total Votes	8,094	
Garden IV, John (NP)	1,459	18.03%
McCafferty, John (NP)	2,250	27.80%
Phillips, Sherri (NP)	2,007	24.80%
Schacherer, Robert (NP)	1,909	23.59%
Switzer, Robert (WI)	430	5.31%
Write-In	39	0.48%

Statement of Votes Cast  
 AUGUST 2, 2022  
 COUNTY OF YAVAPAI  
 STATE OF ARIZONA  
 RESULTS  
 OFFICIAL FINAL RESULTS

Date: 8/11/2022  
 Time: 10:48:15 AM MST  
 Page 1/3

CHINO VALLEY MAYOR (2-YEAR TERM)

Jurisdiction Wide	Reg. Voters	Total Votes	Campbell, Bob (NP)		Miller, Jack (NP)		Write-In
			Count	Percentage	Count	Percentage	
BASIN (237.00)							
Election Day	2460	230	100	43.48%	129	56.09%	1 0.43%
Early Voting	2460	894	373	41.72%	519	58.05%	2 0.22%
Provisional	2460	5	1	20.00%	4	80.00%	0 -
GRAZE (238.00)							
Election Day	5758	496	266	53.63%	229	46.17%	1 0.20%
Early Voting	5758	2090	891	42.63%	1190	56.94%	9 0.43%
Provisional	5758	9	3	33.33%	5	55.56%	1 11.11%
COYOTE (239.00)							
Election Day	0	0	0	-	0	-	0 -
Early Voting	0	0	0	-	0	-	0 -
Provisional	0	0	0	-	0	-	0 -
Total							
Election Day	8218	726	366	50.41%	358	49.31%	2 0.28%
Early Voting	8218	2984	1264	42.36%	1709	57.27%	11 0.37%
Provisional	8218	14	4	28.57%	9	64.29%	1 7.14%
Total	8218	3724	1634	43.88%	2076	55.75%	14 0.38%



Statement of Votes Cast  
 AUGUST 2, 2022  
 COUNTY OF YAVAPAI  
 STATE OF ARIZONA  
 RESULTS  
 OFFICIAL FINAL RESULTS

Date: 8/11/2022  
 Time: 10:48:15 AM MST  
 Page 2/3

CHINO VALLEY COUNCIL MEMBER (4-YEAR TERM)

Jurisdiction Wide	Reg. Voters	Total Votes	Garden IV, John (NP)		McCafferty, John (NP)		Phillips, Sherri (NP)		Schacherer, Robert (NP)		Switzer, Robert (WI)		Write-In	
			John (NP)	%	John (NP)	%	(NP)	%	Robert (NP)	%	(WI)	%		
BASIN (237.00)														
Election Day	2460	486	73	15.02%	135	27.78%	100	20.58%	132	27.16%	43	8.85%	3	0.62%
Early Voting	2460	1970	341	17.31%	529	26.85%	531	26.95%	450	22.84%	108	5.48%	11	0.56%
Provisional	2460	9	3	33.33%	2	22.22%	2	22.22%	2	22.22%	0	-	0	-
GRAZE (238.00)														
Election Day	5758	1025	204	19.90%	282	27.51%	214	20.88%	248	24.20%	67	6.54%	10	0.98%
Early Voting	5758	4590	834	18.17%	1296	28.24%	1158	25.23%	1075	23.42%	212	4.62%	15	0.33%
Provisional	5758	14	4	28.57%	6	42.86%	2	14.29%	2	14.29%	0	-	0	-
COYOTE (239.00)														
Election Day	0	0	0	-	0	-	0	-	0	-	0	-	0	-
Early Voting	0	0	0	-	0	-	0	-	0	-	0	-	0	-
Provisional	0	0	0	-	0	-	0	-	0	-	0	-	0	-
Total														
Election Day	8218	1511	277	18.33%	417	27.60%	314	20.78%	380	25.15%	110	7.28%	13	0.86%
Early Voting	8218	6560	1175	17.91%	1825	27.82%	1689	25.75%	1525	23.25%	320	4.88%	26	0.40%
Provisional	8218	23	7	30.43%	8	34.78%	4	17.39%	4	17.39%	0	-	0	-
Total	8218	8094	1459	18.03%	2250	27.80%	2007	24.80%	1909	23.59%	430	5.31%	39	0.48%

QUESTION - CHINO VALLEY

Jurisdiction Wide	Reg. Voters	Total		YES	NO
		Voters	Votes		
BASIN (237.00)					
Election Day	2460	217	130	59.91%	87 40.09%
Early Voting	2460	884	641	72.51%	243 27.49%
Provisional	2460	5	2	40.00%	3 60.00%
GRAZE (238.00)					
Election Day	5758	473	276	58.35%	197 41.65%
Early Voting	5758	2073	1527	73.66%	546 26.34%
Provisional	5758	9	2	22.22%	7 77.78%
COYOTE (239.00)					
Election Day	0	0	0	-	0 -
Early Voting	0	0	0	-	0 -
Provisional	0	0	0	-	0 -
Total					
Election Day	8218	690	406	58.84%	284 41.16%
Early Voting	8218	2957	2168	73.32%	789 26.68%
Provisional	8218	14	4	28.57%	10 71.43%
Total	8218	3661	2578	70.42%	1083 29.58%